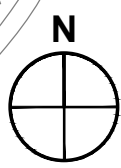
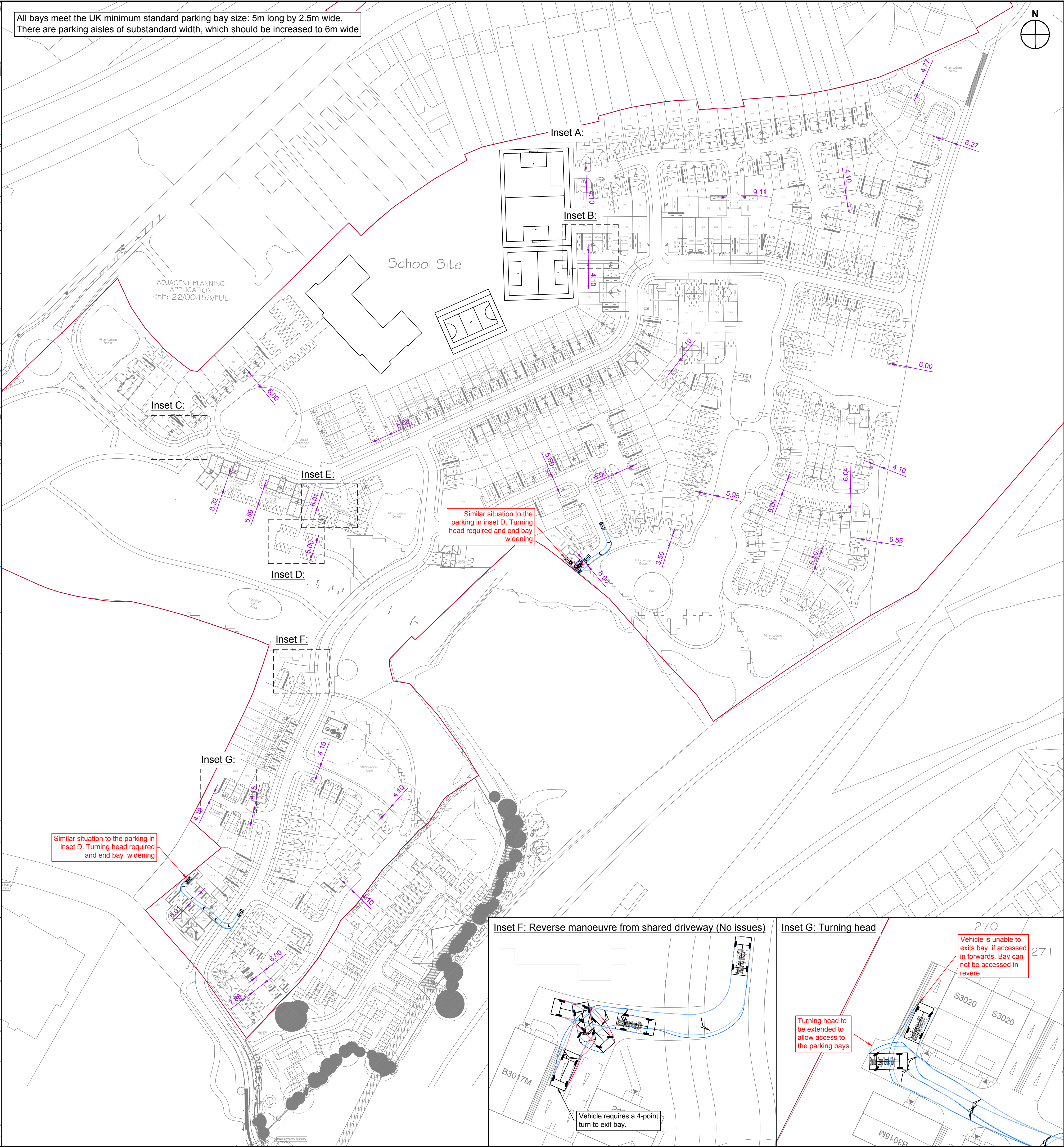
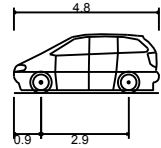


All bays meet the UK minimum standard parking bay size: 5m long by 2.5m wide.
There are parking aisles of substandard width, which should be increased to 6m wide



- Notes:
- This is not a construction drawing and is intended for illustrative purposes only.
 - While lining is indicative only.
 - Based on Fine Architect layout: 400C_Shenfield Proposed Site Layout
 - The Standard Design Vehicle (SDV) is a composite of the smallest 95% of private vehicles registered to drive on UK Highways & has been devised by the I.C.E (Institute of Civil Engineers).



Standard Design Vehicle (SDV)	4.800m
Overall Length	2.000m
Overall Width	1.950m
Overall Body Height	0.100m
Min Body Ground Clearance	2.000m
Track Width	4.00s
Lock to lock time	6.000m
Wall to Wall Turning Radius	

REV	DETAILS	DRAWN	CHECKED	DATE
-----	---------	-------	---------	------

STATUS:

INFORMATION ONLY

CLIENT:

Croudace

PROJECT:

Shenfield

DRAWING TITLE:

Swept Path Analysis Standard Design Vehicle (SDV)

SCALES:
1:1250 / 1:250 at A1

DRAWN: PP	CHECKED: MDC	DATE: 26.01.2023
-----------	--------------	------------------

vectos. | PART OF **SLR**

The Cursitor, 38 Chancery Lane, London, WC2A 1EN
020 7580 7373
vectos@vectos.co.uk

DRAWING NUMBER: 152080/AT/C02

REVISION: